

Part Number 155510P

Air Filter (FR) + Dust Cover + Filter Frame

Husqvarna 701 Supermoto / Enduro

KTM 690 Enduro R / SMC R

(incl. Air Filters (FR) + Dust Cover and orange plastic filter frame)

Parts to be installed:

Picture 1:



Instructions:

Step 1:

Remove the seat (Picture 2).

Picture 2



Step 2: [This step is only needed for Husqvarna]
Remove the top cover around the ignition (picture 3); unclick it carefully.

Picture 3



Step 3:
Remove the OEM airbox lid and take out the OEM Air Filter. (Picture 4 and 5)

Picture 4




Picture 5



Step 4:
Install the Twin Air filter frame including Air Filter and Dust Cover. Make sure to always pre-oil the Air Filter and Dust Cover with Twin Air Biodegradable Oil (part number 159017). (Picture 6 and 7)

Picture 6




Picture 7




Step 5:

Install the OEM airbox lid back onto the airbox. **Make sure to slide the two plastic tabs exactly inside the airbox**, double check this step by pulling up the airbox lid. If the lid comes up in front, the tabs are not inside the airbox. (picture 8).

Picture 8



Picture 9



Step 6:

When the airbox lid is installed correctly secure the airbox lid using the OEM bolts (Picture 10) and install the seat back onto the bike.

Picture 10



If you have any other questions feel free to contact us. For contact information go to www.twinair.com or www.twinairusa.com.

Twin Air Parts and Accessories

- Replacement Air Filter: #155510FR

Twin Air Cleaning and Oiling Products

- Bio Dirt Remover: #159004
- Liquid Bio Power: #159017
- Bio Pack (Dirt Remover / Liquid Power): #159020
- Bio Spray: #159018M
- Twin Air Bio System: #159000BIO

For more details or to purchase these or other Twin Air products go to www.twinair.com, www.twinairusa.com or visit your local Twin Air Authorized Dealer.